

**LET'S GET INVOLVED — HELP FIGHT CRIME  
IN OUR NORTH HOLLYWOOD NEIGHBORHOOD**

The Los Angeles Police Department depends on us, the residents and businesses of North Hollywood, to help fight crime in our neighborhood.


The communities served by the North Hollywood Community Police Station include North Hollywood, Studio City, Valley Village, Toluca Lake, West Toluca Lake, and a portion of Sun Valley.

Let's partner with the North Hollywood LAPD to make our community a safer place to live, to work, and to play.

# North Hollywood Area


## LAPD Part I Crimes Summary

**3/1/18 - 2/28/19 12-Month Results**



In case of emergency, dial 9-1-1  
 To report any non-emergency crime, call 1.877.ASK.LAPD (1.877.275.5273)  
 For general inquiries and information, call NoHo LAPD Front Desk 1.818.754.8300  
[www.lapdonline.org/north\\_hollywood\\_community\\_police\\_station](http://www.lapdonline.org/north_hollywood_community_police_station)

### North Hollywood Property Crimes



| YEAR-TO-YEAR NORTH HOLLYWOOD | TOTAL PROPERTY CRIMES |             |             |              |
|------------------------------|-----------------------|-------------|-------------|--------------|
|                              | 3/17-2/18             | 3/18-2/19   | +/-         | %            |
| GRAND THEFT AUTO (GTA)       | 846                   | 815         | -31         | -3.7%        |
| THEFT FROM VEHICLE (BTFV)    | 2253                  | 2086        | -167        | -7.4%        |
| <b>SUBTOTAL AUTO CRIMES</b>  | <b>3099</b>           | <b>2901</b> | <b>-198</b> | <b>-6.4%</b> |
| BURGLARY                     | 880                   | 945         | 65          | 7.4%         |
| THEFT (PERSONAL / OTHER)     | 1760                  | 1846        | 86          | 4.9%         |
| <b>TOTAL PROPERTY CRIMES</b> | <b>5739</b>           | <b>5692</b> | <b>-47</b>  | <b>-0.8%</b> |

|         |         |          |        |
|---------|---------|----------|--------|
| ✓ -3.7% | ✓ -7.4% | ✗ 7.4%   | ✗ 4.9% |
| GTA     | BTFV    | BURGLARY | THEFT  |

#### PROPERTY CRIMES DECREASE

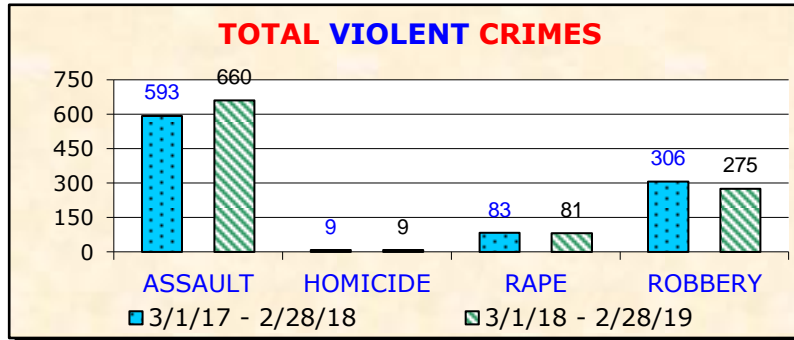
There was a 3.7% decrease in Grand Theft Auto (GTA) year-to-year, and a 7.4% decrease in Burglary Theft From Vehicle (BTFV).

Commercial and Residential Burglary increased 7.4% year-to-year in North Hollywood, while Personal / Other Theft increased 4.9%.

**Grand Theft Auto (GTA):** The theft or attempted theft of a motor vehicle including car, truck, or motorcycle.  
**Burglary Theft From Vehicle (BTFV):** The theft or attempted theft of property from a motor vehicle.  
**Burglary:** The unlawful entry of a commercial or residential structure to commit a felony or a theft.  
**Theft:** The unlawful taking, carrying, leading, or riding away of property from the possession of another including bicycle theft, pickpocket, purse snatching, theft from person, shoplifting, etc.

• Pamphlet sponsored by *NoHo Neighborhood Council* and *North Hollywood LAPD Community-Police Advisory Board (C-PAB)*

### North Hollywood Violent Crimes



| YEAR-TO-YEAR NORTH HOLLYWOOD | TOTAL VIOLENT CRIMES |             |           |             |
|------------------------------|----------------------|-------------|-----------|-------------|
|                              | 3/17-2/18            | 3/18-2/19   | +/-       | %           |
| AGGRAVATED ASSAULT           | 593                  | 660         | 67        | 11.3%       |
| HOMICIDE                     | 9                    | 9           | 0         | 0.0%        |
| RAPE                         | 83                   | 81          | -2        | -2.4%       |
| ROBBERY                      | 306                  | 275         | -31       | -10.1%      |
| <b>TOTAL VIOLENT CRIMES</b>  | <b>991</b>           | <b>1025</b> | <b>34</b> | <b>3.4%</b> |

|         |          |         |          |
|---------|----------|---------|----------|
| ✗ 11.3% | ▲ 0.0%   | ✓ -2.4% | ✓ -10.1% |
| ASSAULT | HOMICIDE | RAPE    | ROBBERY  |

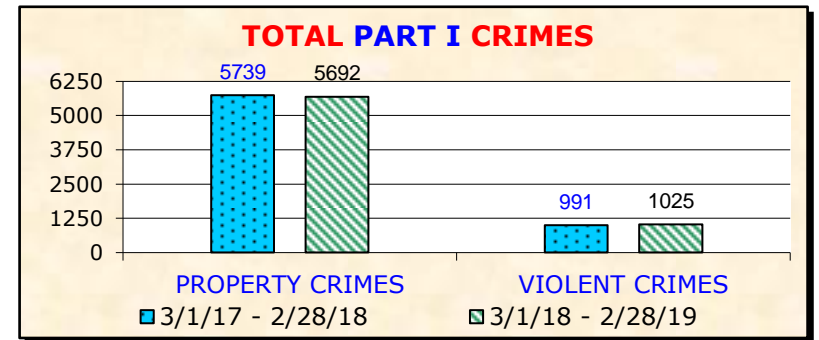
#### VIOLENT CRIMES INCREASE

There was an 11.3% increase in Aggravated Assault during the past 12-months, and Homicide held steady.

Rape and other Sex Crimes decreased 2.4% year-to-year, while Robbery decreased 10.1% in North Hollywood.

**Aggravated Assault:** An attack by one person upon another for the purpose of inflicting severe or aggravated bodily injury usually accompanied by the use of a weapon or by means likely to produce death or great bodily harm (statistics include domestic violence).  
**Homicide:** Murder and non-negligent manslaughter — the willful killing of one human being by another.  
**Rape:** Penetration without consent of the victim including any gender of victim or perpetrator (physical resistance is not required). Statutory offenses (victim under age of consent) are excluded from Part I Crimes.  
**Robbery:** The taking of anything of value from the care, custody, or control of a person by force or threat of force or violence and/or by putting the victim in fear.

### Total North Hollywood Part I Crimes



| YEAR-TO-YEAR NORTH HOLLYWOOD | TOTAL PART I CRIMES |             |            |              |
|------------------------------|---------------------|-------------|------------|--------------|
|                              | 3/17-2/18           | 3/18-2/19   | +/-        | %            |
| TOTAL PROPERTY CRIMES        | 5739                | 5692        | -47        | -0.8%        |
| TOTAL VIOLENT CRIMES         | 991                 | 1025        | 34         | 3.4%         |
| <b>TOTAL PART I CRIMES</b>   | <b>6730</b>         | <b>6717</b> | <b>-13</b> | <b>-0.2%</b> |

|         |          |         |         |
|---------|----------|---------|---------|
| ✓ -6.4% | ✓ -0.8%  | ✗ 3.4%  | ✓ -0.2% |
| AUTO    | PROPERTY | VIOLENT | PART I  |

#### TOTAL PART I CRIMES DECREASE

Auto Crimes including GTA and BTFV decreased 6.4% year-to-year, while Total Property Crimes decreased 0.8%.

Total Violent Crimes increased 3.4% during the past 12-months, and Total Part I Crimes decreased 0.2% in North Hollywood.

**Part I Crime:** The law enforcement term for serious and/or violent crimes that includes auto theft, burglary, personal theft, aggravated assault, homicide, sex crimes, and robbery, which comply with the FBI Uniform Crime Reporting Guidelines.

• Statistics from LAPD "Crime Data from 2010 to Present" dataset on City of Los Angeles Open Data Portal

• For local crime mapping with up to 6-months current LAPD data, visit [www.crimemapping.com](http://www.crimemapping.com)

• For local crime alerts, visit [www.spotcrime.com](http://www.spotcrime.com)