



PUBLIC SAFETY COMMITTEE MINUTES

Location: North Hollywood Police Station 11640 Burbank Blvd. North Hollywood, Ca. 91601 —

Thursday, February 22, 2018 - 6:00pm

Committee Chair: Allan K. Salinas

Members: Rob McGrath / Bob Peppermuller / Jo Ann Rivas / Jamby Roi (JR) Martin

Note: Each item # below matches the item # that appeared in the published agenda for this meeting.

1. Call to Order, Roll Call, Welcome – A. Salinas

Call to Order at 6:15 pm by Committee Chair Allan K. Salinas.

Committee Members Present: Allan K. Salinas; Rob McGrath; JR Martin.

2. Public Comment on Non-Agenda Items – A. Salinas

No Public Comments offered.

3. Discussion: Report on Crime Stats from Rob McGrath – R. McGrath

Rob McGrath provided update on North Hollywood crime (*see attached 1/1 – 1/27/2018 year-to-date summary report for North Hollywood LAPD*).

NoHo Part I Crime increased +12.5% in 2015; +5.0% in 2016. In 2017, Part I Crime decreased <1.1%> in North Hollywood. For 1/2018 (1-month data only), year-to-date Part I Crime decreased <8.9%> in NoHo compared to <14.3%> decrease for LAPD citywide.

-18- of 21 LAPD Patrol Divisions reported decreased crime in 1/2018; -7- of 8 Part I Crime Categories also reported decreased crime citywide (except Robbery).

The Public Safety Committee also discussed 2017 NoHo Part II Crimes including Vandalism, Trespassing, and Simple Assault (*see attached 1/1 – 12/31/2017 year-end summary report for North Hollywood LAPD Part II Crimes*).

4. Discussion & Update Re: letter to NoHo LAPD Captain Graham – A. Salinas

Motion approved at 1/25/2018 Public Safety meeting to write an open letter to LAPD Captain Don Graham to request that officers responding to incidents in our community also take the time to actively communicate with affected neighbors impacted. Draft letter was presented at 2/7/2018 NoHo Neighborhood Council board meeting. Following discussion, letter was approved by NC Board. 2/22/2018 Update: Final draft letter to be submitted to board for signature.

5. Discussion & Motion for Board to approve \$100 for refreshments for Public Safety Seminar and approve for NoHo NC Bike Locks to be given away at the event – J. Rivas

Item tabled.

6. New Business/Board Member Comments on subject matter in Committee's Jurisdiction – A. Salinas

On Tuesday, 1/30/2018, the Studio City Neighborhood Council Public Safety Committee hosted representatives from local Neighborhood Councils, C-PAB (Community-Police Advisory Board), and others to discuss proposed additional police staffing for LAPD North Hollywood and LAPD Van Nuys.

Paul Storiato and I attended the meeting at CBS Studio Center. 3 Studio City NC Public Safety Committee Members + 17 stakeholders including -2- from C-PAB attended. Representatives from Sherman Oaks NC and Valley Village NC also attended.

Goal is to request additional LAPD officers for NoHo and Studio City for a “Fair Share” of citywide police resources. The next Studio City Neighborhood Council Public Safety Committee Meeting is scheduled for 3/22/2018, where they will work on the public safety proposal.

7. Meeting Adjourned – A. Salinas

Meeting was adjourned at 6:55pm by Committee Chair Allan K. Salinas.

The NoHo Neighborhood Council Public Safety Committee focuses on the issues of crime, quality of life, and emergency preparedness.

The committee meets monthly at the LAPD North Hollywood station, and encourages all members of the community to join us in making NoHo a safe place for all stakeholders.

LET'S GET INVOLVED — HELP FIGHT CRIME IN OUR NORTH HOLLYWOOD NEIGHBORHOOD

The Los Angeles Police Department depends on us, the residents and businesses of North Hollywood, to help fight crime in our neighborhood.

The communities served by the North Hollywood Community Police Station include North Hollywood, Studio City, Valley Village, Toluca Lake, West Toluca Lake, and a portion of Sun Valley.

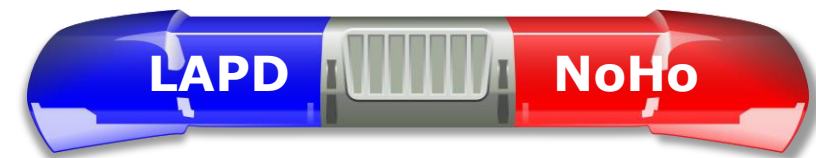
Let's partner with the North Hollywood LAPD to make our community a safer place to live, to work, and to play.

North Hollywood Area

LAPD Part I Crimes Summary

1/1 - 1/27/2018 Year-to-Date Results

1/2018
UPDATE



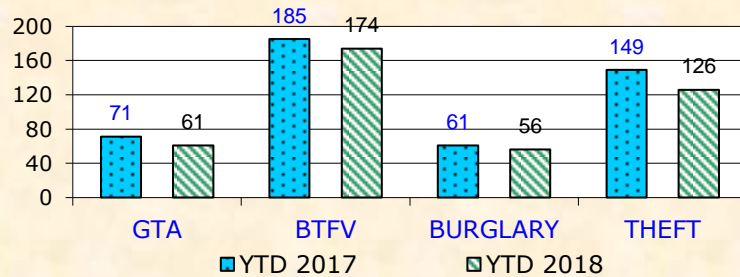
In case of emergency, dial 9-1-1

To report any non-emergency crime, call 1.877.ASK.LAPD (1.877.275.5273)

For general inquiries and information, call NoHo LAPD Front Desk 1.818.754.8300
www.lapdonline.org/north_hollywood_community_police_station

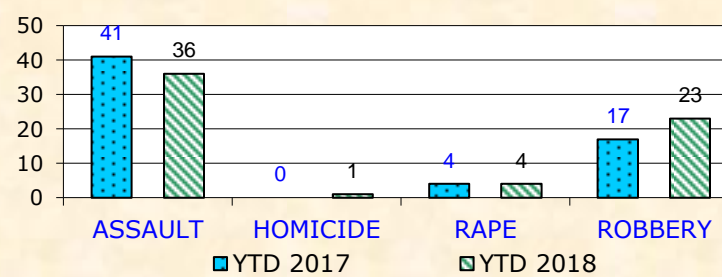
NoHo Property Crimes

TOTAL PROPERTY CRIMES



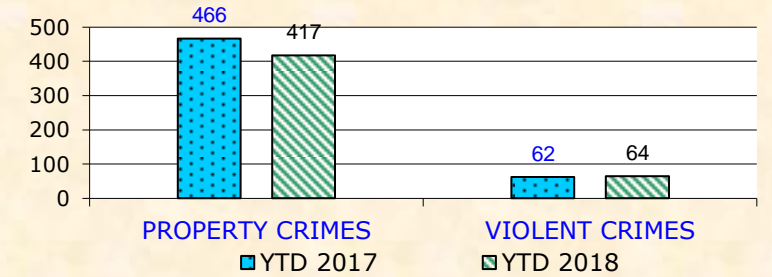
NoHo Violent Crimes

TOTAL VIOLENT CRIMES



Total NoHo Part I Crimes

TOTAL PART I CRIMES



YEAR-TO-DATE NORTH HOLLYWOOD	TOTAL PROPERTY CRIMES			
	YTD 2017	YTD 2018	+/-	%
GRAND THEFT AUTO (GTA)	71	61	-10	-14.1%
THEFT FROM VEHICLE (BTFV)	185	174	-11	-5.9%
SUBTOTAL AUTO CRIMES	256	235	-21	-8.2%
BURGLARY	61	56	-5	-8.2%
THEFT (PERSONAL / OTHER)	149	126	-23	-15.4%
TOTAL PROPERTY CRIMES	466	417	-49	-10.5%

✓ -14.1%	✓ -5.9%	✓ -8.2%	✓ -15.4%
GTA	BTFV	BURGLARY	THEFT

PROPERTY CRIMES DECREASE

There was a 14.1% decrease in Grand Theft Auto (GTA) year-to-date, and a 5.9% decrease in Burglary Theft From Vehicle (BTFV).

Commercial and Residential Burglary decreased 8.2% year-to-date in North Hollywood, while Personal / Other Theft decreased 15.4%.

Grand Theft Auto (GTA): The theft or attempted theft of a motor vehicle including car, truck, or motorcycle.
Burglary Theft From Vehicle (BTFV): The theft or attempted theft of property from a motor vehicle.
Burglary: The unlawful entry of a commercial or residential structure to commit a felony or a theft.
Theft: The unlawful taking, carrying, leading, or riding away of property from the possession of another including bicycle theft, pickpocket, purse snatching, theft from person, shoplifting, etc.

• Pamphlet sponsored by *Public Safety Committee*
NoHo Neighborhood Council

• For feedback about this pamphlet, eMail RobM4LAPD@aol.com

YEAR-TO-DATE NORTH HOLLYWOOD	TOTAL VIOLENT CRIMES			
	YTD 2017	YTD 2018	+/-	%
AGGRAVATED ASSAULT	41	36	-5	-12.2%
HOMICIDE	0	1	1	0.0%
RAPE	4	4	0	0.0%
ROBBERY	17	23	6	35.3%
TOTAL VIOLENT CRIMES	62	64	2	3.2%

✓ -12.2%	▲ 0.0%	✗ 35.3%
ASSAULT	HOMICIDE	ROBBERY

VIOLENT CRIMES INCREASE

There was a 12.2% decrease in Aggravated Assault compared with the same time period last year, and an increase in Homicide.

Rape and other Sex Crimes held steady, while Robbery increased 35.3% in North Hollywood.

Aggravated Assault: An attack by one person upon another for the purpose of inflicting severe or aggravated bodily injury usually accompanied by the use of a weapon or by means likely to produce death or great bodily harm (statistics include domestic violence).
Homicide: Murder and non-negligent manslaughter — the willful killing of one human being by another.
Rape: Penetration without consent of the victim including any gender of victim or perpetrator (physical resistance is not required). Statutory offenses (victim under age of consent) are excluded from Part I Crimes.
Robbery: The taking of anything of value from the care, custody, or control of a person by force or threat of force or violence and/or by putting the victim in fear.

YEAR-TO-DATE NORTH HOLLYWOOD	TOTAL PART I CRIMES			
	YTD 2017	YTD 2018	+/-	%
TOTAL PROPERTY CRIMES	466	417	-49	-10.5%
TOTAL VIOLENT CRIMES	62	64	2	3.2%
TOTAL PART I CRIMES	528	481	-47	-8.9%

✓ -8.2%	✓ -10.5%	✗ 3.2%	✓ -8.9%
AUTO	PROPERTY	VIOLENT	PART I

TOTAL PART I CRIMES DECREASE

Auto Crimes including GTA and BTFV decreased 8.2% year-to-date, while Total Property Crimes decreased 10.5%.

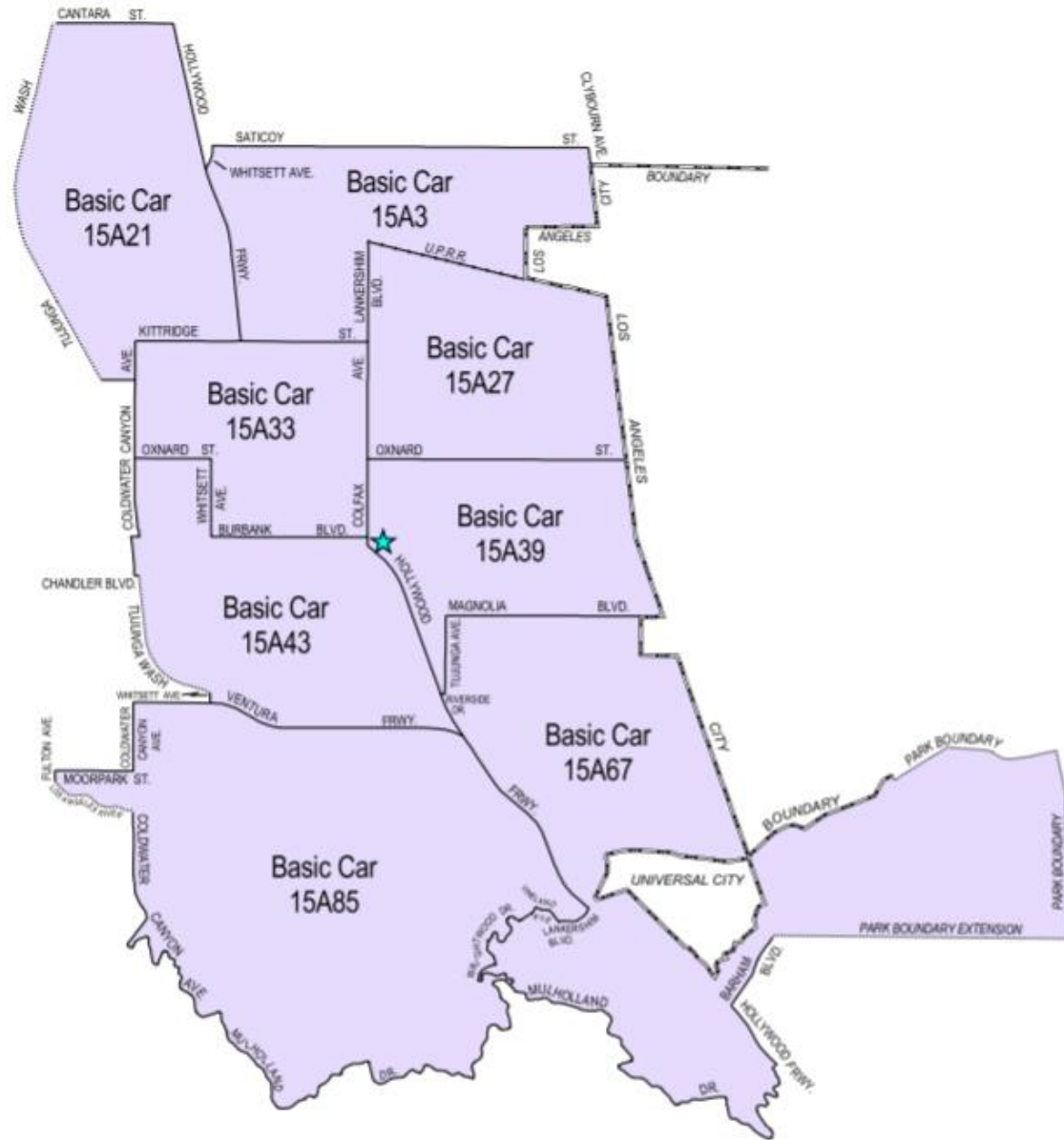
Total Violent Crimes increased 3.2% year-to-date, and Total Part I Crimes decreased 8.9% in North Hollywood.

Part I Crime: The law enforcement term for serious and/or violent crimes that includes auto theft, burglary, personal theft, aggravated assault, homicide, sex crimes, and robbery, which comply with the FBI Uniform Crime Reporting Guidelines.

• Statistics from LAPD COMPSTAT Unit "*North Hollywood Area Profile*" posted on North Hollywood LAPD website at www.lapdonline.org/north_hollywood_community_police_station

• For local crime mapping with up to 6-months current LAPD data, visit www.crimemapping.com

• For local crime alerts, visit www.spotcrime.com



LOS ANGELES POLICE DEPARTMENT

NORTH HOLLYWOOD AREA - BASIC CAR

Prepared by LAPD/PRD/GIS MAPPING January, 2009

POLICE STATION





NoHo Neighborhood Council

Public Safety Committee - 2/22/2018

NoHo LAPD Part II Crimes Update for 1 – 12/2017

Part I Crime: *The law enforcement term for serious and/or violent crimes that includes auto theft, burglary, personal theft, aggravated assault, homicide, sex crimes, and robbery, which comply with the FBI Uniform Crime Reporting Guidelines.*

Part II Crime: *Includes vandalism, trespassing, and simple assault. Also disorderly conduct, embezzlement, extortion, forgery and counterfeiting, fraud, identity theft, kidnapping, offenses against the family, prostitution, sex offenses, stolen property, and weapons offenses.*

NORTH HOLLYWOOD LAPD PART I AND PART II CRIMES:

CRIME CODE DESCRIPTION	2015	2016	2017	+/-	%
OVERALL TOTAL PART I CRIMES	6185	6533	6459	-74	-1.1%
OVERALL TOTAL PART II CRIMES	5371	5147	5485	338	6.6%
TOTAL PART I AND PART II CRIMES	11556	11680	11944	264	2.3%
% PART I CRIMES	54%	56%	54%		
% PART II CRIMES	46%	44%	46%		

In 2017, North Hollywood LAPD reported **6,459** Part I Crimes. An additional **5,485** Part II Crimes were also reported in North Hollywood for an overall total of **11,944** Part I and Part II Crimes in 2017. *NoHo LAPD logged 50,625 calls for service in 2017 per the L.A. City data portal "LAPD Calls for Service" dataset.*

PART II VANDALISM:

PART II CRIME CODE DESCRIPTION	2015	2016	2017	+/-	%
VANDALISM - MISDEAMEANOR (\$399 OR UNDER)	425	419	475	56	13.4%
VANDALISM - FELONY (\$400 & OVER, ALL CHURCH VANDALISMS)	679	717	686	-31	-4.3%
TOTAL PART II VANDALISM	1104	1136	1161	25	2.2%
% FELONY VANDALISM	62%	63%	59%		

52% of Vandalism involves Passenger Vehicles and Trucks; **20%** involves Single and Multi-Family Dwellings; **15%** involves Businesses; **13%** involves Other Premises.

In 2017, NoHo LAPD reported **833** Grand Theft Auto and **2,162** Burglary Theft From Vehicle as Part I Crimes. Adding **593** Passenger Vehicle and Truck Part II Vandalism incidents totals **3,588** auto-related crimes reported in NoHo in 2017 or **30%** of Total Part I and Part II Crimes reported in NoHo during the past year.

PART II TRESPASSING:

PART II CRIME CODE DESCRIPTION	2015	2016	2017	+/-	%
TRESPASSING	146	155	187	32	20.6%

31% of Trespassing involves Single-Family Dwellings; **31%** involves Multi-Family Dwellings; **20%** involves Businesses; **18%** involves Other Premises.

PART II ASSAULT:

CRIME CODE DESCRIPTION	2015	2016	2017	+/-	%
TOTAL SIMPLE ASSAULT (PART II CRIME)	1467	1446	1744	298	20.6%
TOTAL AGGRAVATED ASSAULT (PART I CRIME)	579	533	555	22	4.1%
TOTAL SIMPLE AND AGGRAVATED ASSAULT	2046	1979	2299	320	16.2%
% SIMPLE ASSAULT	72%	73%	76%		
% AGGRAVATED ASSAULT	28%	27%	24%		

In 2017, North Hollywood LAPD reported **555** Aggravated Assaults as Part I Crimes, and an additional **1,744** Simple Assaults as Part II Crimes. Nearly **90%** of Part II Simple Assaults do not involve a weapon.

21% of Part I Aggravated Assaults involve domestic violence (child or partner abuse); **36%** of Part II Simple Assaults involve domestic violence.

Excluding domestic violence, the top -5- premise locations account for **65%** of Part II Simple Assaults (Single and Multi-Family Dwellings; Street; Sidewalk; and Parking Lot). L.A. Metro properties account for **2.2%** of Simple Assaults including Metro Red and Orange Lines, Bus Stops, and Metro Parking Lots at NoHo and Universal City; Bar and Night Club properties account for **2.0%** of Simple Assaults in NoHo.